

# Special section Idea House

The warm honey hue of the ceiling boards and barn doors comes from a coat of clear stain by the Flood Company.

## Celebrate the outdoors

Welcome to our Celebration Idea House, built to showcase new materials and a fresh approach to outdoor living

BY DANIEL GREGORY PHOTOGRAPHS BY THOMAS J. STORY

The outdoor family room lies between the living-dining wing and the bedroom wing. Weather-resistant Sumbrella fabric covers the seating.

A photograph of a modern outdoor patio. The ceiling is made of dark wood with recessed lighting. The walls are a light, neutral color with horizontal bands of durable panels. Large glass doors with light-colored frames lead from the interior to the patio. The patio floor is made of composite wood decking. In the foreground, there is a wicker sofa and armchair with light-colored cushions. A coffee table made of vertical wooden slats holds a lit candle. A potted tree stands near the glass doors. The background shows a lush green landscape.

Inexpensive vaporproof lights from RAB Lighting, used generously both indoors and out, are a unifying aspect of the overall design.

The handsome wall pattern is composed of large horizontal bands of durable panels by James Hardie Siding Products fixed between aluminum strips.

Glass patio doors by Andersen Windows create an easy transition between the living-dining area and outdoor family room.

Composite wood decking by EverGrain Decking runs in two directions and is in two hues. The darker-toned section links the house's wings through the outdoor family room.

An area rug between the sofa and armchair adds to the illusion of an indoor space.

## Idea House

The exposed ceiling boards on the underside of the eaves lend warmth and a connection between the house and its surroundings.



### The design

Ask Westerners what they love most about life in the West and, chances are, outdoor living will top the list. *Sunset's* Celebration Idea House shows our appreciation for our unique way of life. Every major room opens to nature; decks on three sides double the living space and allow easy flow throughout the house; and the signature feature is an outdoor family room. Combining the best of high-tech, environmentally sustainable, and nature-oriented products, we built a house that takes full advantage of the way the West allows us to live.

The outdoor family room, or covered porch, bridges the living-dining-kitchen section of the house and the bedrooms. Architect Henry Siegel drew his inspiration from so-called "dogtrot houses" in the South, where he grew up. These houses were usually just two rooms flanking a covered breezeway (the dogtrot). The design allows cooling breezes to flow through the open core and into rooms where windows on exte-

rior walls create cross-ventilation. To make the outdoor family room a true extension of the house, interior designer Chad De Witt used features such as a sofa, floor lamp, and coffee tables to give the look and feel of an indoor room. "We wanted to make it the heart of the home," De Witt says.

The main living wing is a single soaring shed-roofed space with a bump-out alcove on each side. One side houses a reading bay with a built-in daybed; the other comprises the kitchen and powder room. The private wing on the other side of the outdoor family room holds a guest room/office and a child's room (each with an adjoining bathroom) and a master suite. Barn doors open most of the bedroom corridor to the outdoor family room.

Clarum Homes built the house using structural insulated panels (SIPs)—precut wood-and-polystyrene units assembled on-site. By Insulspan, the panels are better insulated than conventional wood framing, and more resistant to earthquake, fire, and insect damage. >



ILLUSTRATION: NIK SCHULZ



The graceful Nut Pendant light from Design Within Reach provides soft but direct overhead lighting.

The seat cushion is covered in a collection of Sunbrella fabrics for a quiltlike variety of colors and textures.



The big window over the fireplace accentuates the height of the living-dining room and helps balance the light.

## Living spaces

Unexpected drama appears in the main living area, where the ceiling soars to 18 feet at its highest point above the fireplace wall. A window bay to the left of the fireplace acts as a light scoop.

**THE READING BAY** (left) uses built-in cabinetry and a wall of windows to shape a seductive curl-up space. The window seat is large enough to double as a bed for overnight guests. Lift-up compartments under the seating pads store blankets, bedding, and games; in front are open shelves for storage and display, echoing those under the hearth. A built-in cabinet at one side of the bay works as a coffee table. The warm wood veneer is by Veneer Specialists. The cabinetry was manufactured by Amberwood Products.

**THE FIREPLACE WALL** dominates the loftier end of the living area (bottom) like a stage in a theater. Chad De Witt designed it to incorporate multiple functions; a long, built-in hearth runs the width of the room and combines storage compartments with seating. The top of the hearth and fireplace front were made by Concreteworks Studio out of finely textured concrete, tinted a serene olive green and embedded with imprints of eucalyptus leaves and rice hulls for an organic and tactile effect.


**DARK FLOORING** from Anderson Hardwood Floors anchors the space. Its hand-hewn texture also adds warmth.

**PAINT COLORS** help soften the large scale of the room. A lighter hue brightens the lower walls; the slightly darker shade on the upper level visually lowers it and echoes the floor.

**LIGHTING** is simple and contemporary and includes minimalist sconces, a reading lamp, and a sculptural glass table lamp used as a decorative accent.

**A VINTAGE MODERN SIDEBOARD** from Trout Farm Antiques mixes easily with contemporary furniture in the living area.

**THE PATTERNED AREA RUG** from Karastan defines a sitting area within the open main living section of the house. >



**Kitchen ideas**

*Tucked behind a raised buffet counter off the dining room, the galley kitchen is diagonally opposite the reading bay. Clockwise from top left: An open pantry beside the refrigerator is treated as a vivid orange accent wall.*


*The range hood helps separate the kitchen from the main living area without cutting one space off from the other. The counters and backsplash are in sophisticated gray and cream tones. The elegant mottled CaesarStone countertops are made of 93 percent crushed quartz. Three-dimensional geometric tiles from Heath Ceramics used in the backsplash add texture and pattern without overwhelming the small space.*

*Finishing touches include woven stainless steel fabric inserts for the Armstrong cabinet fronts, creating an open appearance. Spare stainless steel cabinet pulls match the sleek European-designed Electrolux appliances for a unified look. >*



## Idea House

Custom built-in shelves (from ISS Designs) against the light green accent wall add style and functionality.



The natural grain of the David Brunicardi bed contrasts warmly with the cool bedding palette.

## Bedrooms and personal spaces

The private wing of the house opens to the outdoor family room through barn doors that turn the bedroom corridor into an open-air gallery.

**THE GUEST ROOM** (left) makes the most of built-ins—cabinets, modular shelving, and a desk in a window bay—that allow it to double as a home office.

**HEADBOARDS** don't need to be heavy or complicated. The one in the guest room is made of several different fabrics in similar color combinations, pieced together to form a striking composition. Like a large piece of art hanging over the bed, it acts as the room's primary focal point.

**THE MASTER BEDROOM** (bottom) has a headboard that's a freestanding island, separating the bed from the dressing area directly behind it while also housing one of the closets. De Witt treated the floating wall headboard as a three-dimensional accent, covering it in a distinctive ginkgo-patterned wallpaper that reinforces the connection to nature. Opposite the bed are French doors leading to a deck. >

## Idea House paint colors

*The nature-oriented interior paint palette by Kelly-Moore ranges from earthy taupes in the gathering spaces to soft blues and greens in the bedrooms.*

**Color complements key features** In the living-dining room, for example, Kelly-Moore Charro on the upper walls echoes the rich olive tone of the concrete fireplace. The slightly lighter shade of the lower walls—in Swiss Cream—frames the fireplace.

**Color links spaces** Charro connects the reading bay and the

kitchen even though they are on opposite sides of the living area. **Occasional punches of color add interest** A small accent wall in the kitchen is painted an orange hue—Deep Spice—for a visual surprise. The accent wall in the guest bedroom is Dream Weaver, which is a serene sage green.

**Sometimes one color makes the point** A refreshing green—Wild Grass—creates a lively backdrop for the ginkgo-patterned wall paper in the master bedroom.



Dark brown Mohawk carpet is bound, to form an area rug that blends with the dark hardwood floors.

# Idea House



## Bathroom ideas


Inventive approaches to materials and small spaces abound in the bathrooms. Clockwise from top left:

Reclaimed teak from TerraMai forms an organic counter and backsplash in the master bath. Platinum finish fixtures by Hansgrohe provide an elegant sheen.

Wall textures in the guest bath come from three-dimensional tiles by Heath Ceramics that contrast with the Alkemi counter composed of 60 percent post-industrial scrap aluminum set in a polymeric resin.

Continuous concrete in the farmhouse sink, counter, and backsplash makes the small powder room feel spacious.

A Lego-inspired circular motif in the kid's bathroom features a wall covered with tactile blue rubber floor tiles from Roppe and a circular mirror light by YLighting. The orange counter is durable CaesarStone. >





# “WHAT TYPE OF FLOOR IS BEST FOR ME?”

Find the answer here:

[armstrong.com/QA](http://armstrong.com/QA)

## ENTER TO WIN

We can help you find the solutions to creating living spaces that best reflect your unique personality. Enter for a chance to win \$5,000 worth of Armstrong Flooring materials plus \$500 toward installation. Just visit [www.timeinc.net/armstrong](http://www.timeinc.net/armstrong)

# Armstrong®

Your ideas become reality™

**NO PURCHASE NECESSARY TO ENTER.** The Armstrong Sweepstakes is open to legal residents of the 50 United States and the District of Columbia, age 18 or older at time of entry. To enter and view complete Official Rules, which govern this Sweepstakes, visit [www.timeinc.net/armstrong](http://www.timeinc.net/armstrong). Sweepstakes begins at 12:01 AM Eastern Time (“ET”) on July 20, 2006 and ends at 11:59 PM ET on November 22, 2006. Void outside the 50 United States including Puerto Rico and the U.S. Virgin Islands and where prohibited by law. Sweepstakes is sponsored by Armstrong and Southern Progress Corporation.



### Innovative Idea House garden solutions

**To complement the house, which was built in the Sunset parking lot, senior writer Peter Whiteley created these low-maintenance landscaping concepts.**

**Clockwise from top left:**

**The expansive deck** is edged with continuous bench seating. Installing benches instead of railings preserves the views between the house and garden and adds a multifunctional seat and safety barrier. From the deck, stairs descend to a long, slender garden that uses innovative products and space-saving features to form an

inviting ground-level gathering place. Go to [www.sunset.com/wavy](http://www.sunset.com/wavy) table for instructions on building the picnic table and benches on the lawn.

**A raised planter** topped with composite EverGrain wood creates more seating and echoes the design and materials on the deck. The planter's stacked-stone wall is made of cast-concrete sections from Owens Corning Cultured Stone. At ground level,

recycled-content faux grass from SynLawn and snap-together Eco Decking Tiles provide a contrast of textures underfoot. Drought-tolerant perennials, grasses, multi-stemmed trees, and shrubs from Monrovia combine colors, shapes, and heights in the planters.

**A handcrafted copper fountain** from Go With The Flow Copper Water Features adds a surprising manmade element among the flowers, with metal calla lilies spilling water into a broad

circular basin. The slender lily leaves move with the wind to animate the garden.

**A freestanding firepit** is the centerpiece of an alcove in the raised garden bed. Concrete pavers from Pavestone serve as a fireproof base.

**RESOURCES** For both the garden and the house: See page 162. ■

\*FOR A SLIDE SHOW OF THE BUILDING PROCESS, GO TO [www.sunset.com/celebration](http://www.sunset.com/celebration)